

Keynote Basics

Effects:

You can create an effect for any picture or text on your slide.

1. Click on the object that you want to create an effect for.

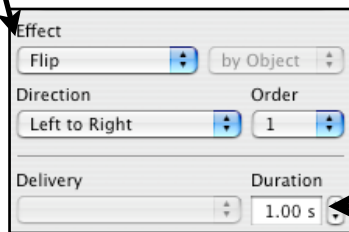
2. Click on the Inspector icon



3. Click on the Build Inspector



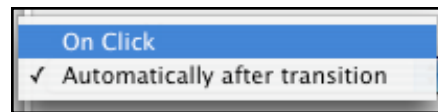
4. Choose the type of effect you want.



How long your effect will take

5. Click on More Options then you can choose how you want your effect to

begin.



Transitions:

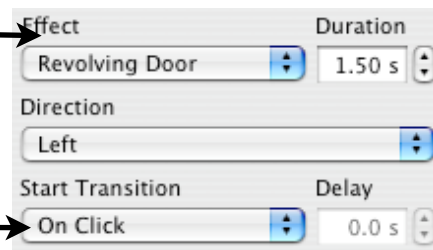
You can choose how you want your slides to appear as well.

1. Click on the Inspector icon.

2. Click on the Slide Inspector



3. Choose the effect you want



How long it will last

How it will begin